01. Click on New Registration



02. Select Entrance Exam and Fill Registration Details.

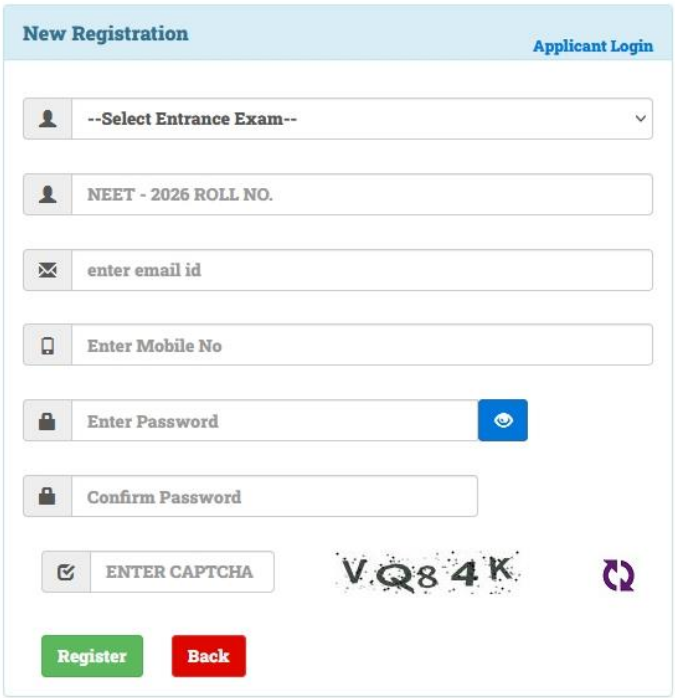

03. After new registration, you will receive a registration number on the given email and mobile number. After this, you have to login with the registration number and password.

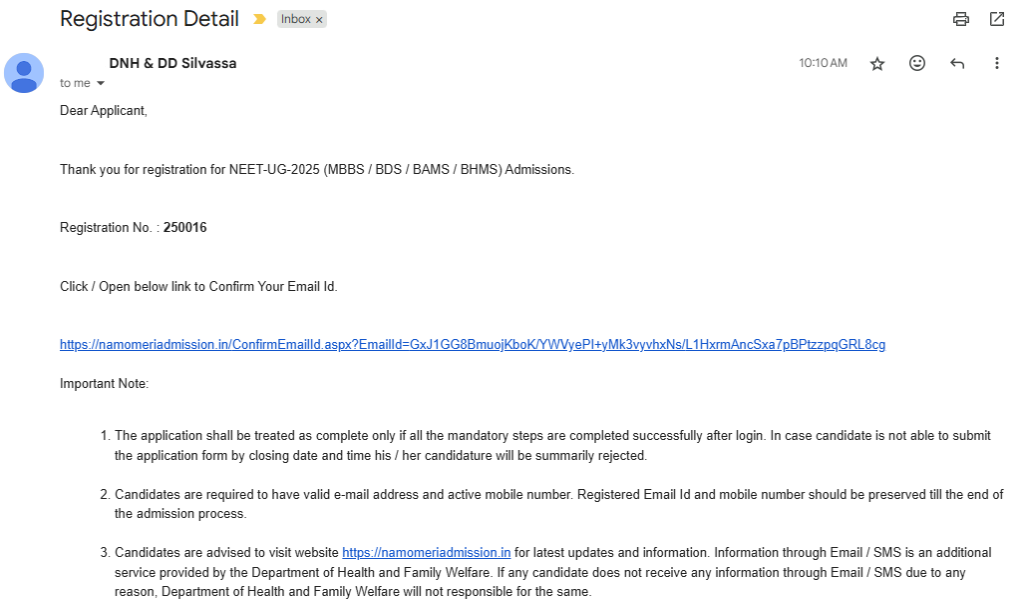

Registration Detail Inbox ×

DNH & DD Silvassa 10:10 AM

to me

Dear Applicant,

Thank you for registration for NEET-UG-2025 (MBBS / BDS / BAMS / BHMS) Admissions.

Registration No. : **250016**

Click / Open below link to Confirm Your Email Id.

https://namomeriadmission.in/ConfirmEmailId.aspx?EmailId=GxJ1GG8BmuojKboK/YWVyePI+yMk3vyvhxNs/L1HxrmAncSxa7pBPtzzpqGRL8cg

Important Note:

1. The application shall be treated as complete only if all the mandatory steps are completed successfully after login. In case candidate is not able to submit the application form by closing date and time his / her candidature will be summarily rejected.
2. Candidates are required to have valid e-mail address and active mobile number. Registered Email Id and mobile number should be preserved till the end of the admission process.
3. Candidates are advised to visit website https://namomeriadmission.in for latest updates and information. Information through Email / SMS is an additional service provided by the Department of Health and Family Welfare. If any candidate does not receive any information through Email / SMS due to any reason, Department of Health and Family Welfare will not responsible for the same.

04. You have login with the Registration number and Password.

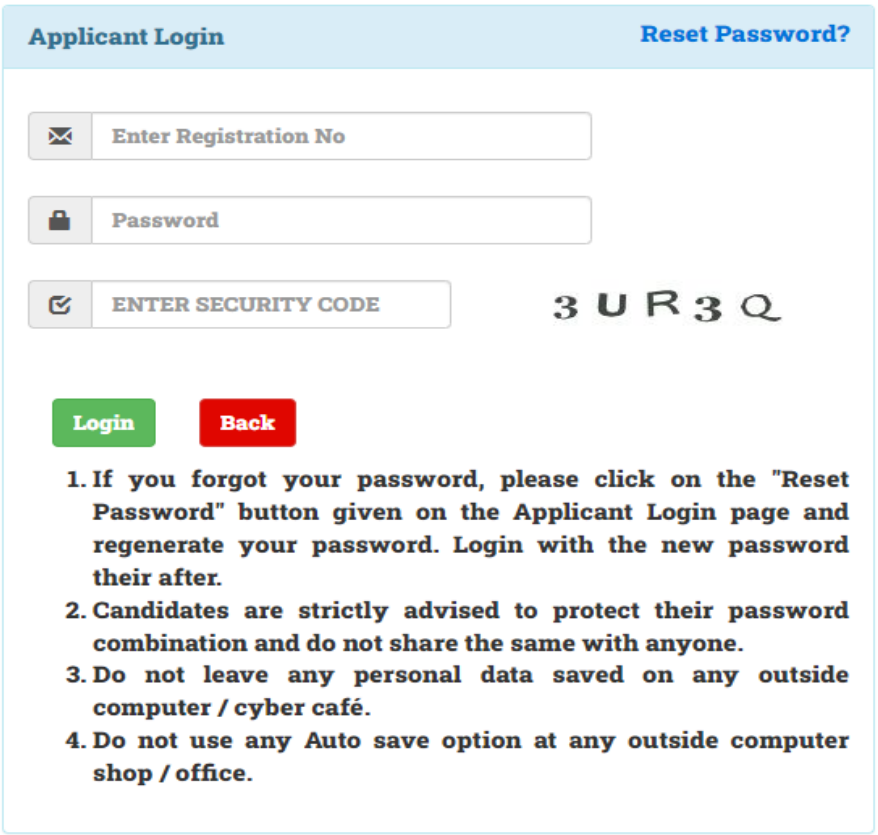

Applicant Login **Reset Password?**

Enter Registration No

Password

ENTER SECURITY CODE 3 U R 3 Q

Login Back

1. If you forgot your password, please click on the "Reset Password" button given on the Applicant Login page and regenerate your password. Login with the new password their after.
2. Candidates are strictly advised to protect their password combination and do not share the same with anyone.
3. Do not leave any personal data saved on any outside computer / cyber café.
4. Do not use any Auto save option at any outside computer shop / office.

05. After logging in, you have to fill in your personal, address and course details.

NEET-2025 Details:

Roll Number: 1(20	**Application Number: 1(:0**	**Score: 277**
Percentile: 79.3268165	**All India Rank: 10(0**	**All India Category Rank: 15**
Candidate's Name: TI	**Father's Name: TE**	**Mother's Name: TE:**
Gender: Male	**Date of Birth: 02/01/2004**	**Mobile No.: 98 5**

Personal Detail:

Select Category:	--Select Category--
Person with Disability (PwD):	-- Select --
Domicile State / UT:	--Select Domicile State--
Select Domicile District:	--Select Home District--
Is your Father is alive?	--Select Status--
Is your Mother is alive?	--Select Status--

Correspondence & Permanent Address are same then tick here. ☐

Correspondence Address:

House No / Locality:	HOUSE NO / LOCALITY
Village / Street / Town:	VILLAGE / STREET / TOWN
City:	CITY
State:	--Select Address State--
Select District:	--Select Address District--
Pin Code:	Pin Code
Nationality:	INDIAN

Permanent Address:

House No / Locality:	HOUSE NO / LOCALITY
Village / Street / Town:	VILLAGE / STREET / TOWN
City:	CITY
State:	--Select Address State--
Select District:	--Select Address District--
Pin Code:	Pin Code
Alternate Mobile No:	Enter Alternate Mobile No

Are you applying for MBBS Course at NAMO Medical Education & Research Institute, Silvassa? --Select MBBS Course Apply Status--

- --Select MBBS Course Apply Status--
- Yes
- No

Are you applying for BAMS/BHMS Course under Central Pool Seats and BDS Course seats allotted to UT Administration by Vaidik Dental College& Research Centre, Daman? --Select BAMS / BHMS / BDS Course Apply Status--

- --Select BAMS / BHMS / BDS Course Apply Status--
- Yes
- No

06. After Personal Details, you have to fill your Qualification details.

Qualification Details:

NAME OF EXAM.:	10+2
RESULT STATUS:	Qualified
SELECT BOARD:	--Select Board / Univ --
YEAR OF PASSING:	
ROLL NUMBER:	

SUBJECT NAME	12TH THEORY MARKS OBTAINED / OUT OF		12TH PRACTICAL OBTAINED / OUT OF	
PHYSICS	Obtained	Out of	Obtained	Out of
CHEMISTRY	Obtained	Out of	Obtained	Out of
BIOLOGY	Obtained	Out of	Obtained	Out of
SUB TOTAL (PCB)	0	0	0	0

TOTAL (Theory + Practical) (PCB)	0	0
ENGLISH (Obtained / Out Of)	Obtained	Out of
TOTAL (Theory + Practical) (PCB + English)	0	0

07. After Qualification details, you have to fill your choices.

For giving Preferences of Course / Institute for seat Allotment

Sr. No.	Course Name	College Name	Edit / Update	Delete	Shift	Shift	Select
1	MBBS - Bachelor of Medicine and Bachelor of Surgery	NAMO Medical Education & Research Institute	Edit	Delete	Up	Down	☐
2	BDS - Bachelor of Dental Surgery	Vaidik Dental College & Research Centre, Daman (UT of DNH & DD Quota)	Edit	Delete	Up	Down	☐
3	BAMS - Bachelor of Ayurvedic Medicine and Surgery	Seats allocated under Central Pool Quota	Edit	Delete	Up	Down	☐

Add New Choice | Remove All Choices | InterChange Choices

Save Choices | Back

Instructions

1. You can Add / Modify (Edit) / Delete choices as per your wish.

- **'Add New Choice' Button is used for adding new College.**
- **'Remove All Choices' Button is used for removing all Colleges chosen earlier.**
- **'Interchange Choices' Button is used to interchange the two Colleges selected. You have to select the Colleges to be interchanged, by clicking the boxes in 'Select' column.**
- **'Edit Button' is used to change the College selected earlier.**
- **After using edit option 'Update' and 'Cancel' Button will be displayed at the bottom. 'Update Button' is used to update the changed College. 'Cancel' Button is used to cancel the change done.**
- **'Delete' Button is used to delete the College chosen earlier.**
- **'Up' Button will shift your College choice up by one serial number.**
- **'Down' Button will shift your College choice down by one serial number.**
- **After all operations 'Save' Button is used to save the final choices. It is necessary to save the choices displayed on Computer screen before closing the website otherwise all information will be lost.**

2. It is advised that you should fill maximum number of choices.

3. Lock Choices Button will be activated after the Save Choices.

4. Print Choices Button will be activated after the Lock Choices.

08. Photo, Signature & Documents has to be uploaded.

Upload Documents:

Attach Candidate Photograph
(Prefrebaly same as uploaded in NEET form)
(Maximum 100 KB, Minimum 10 KB) (.JPG Format)

Keep some copies of the same photograph with you.
They will be required in future.

Choose File **No file chosen**

Attach Candidate Signature
(Maximum 100 KB, Minimum 10 KB) (.JPG Format)

Same signature will be required in future.

Choose File **No file chosen**

Upload Documents
(Document Max Size :: 20 MB) (Size - A4 Portrait, File Format : PDF)
(Do NOT upload Password Protected PDF Files)
(Upload all Pages in signle PDF File against each document listed below)

Course	Document Name	Upload / Update PDF File	
ALL	Passing certificate and Marksheet of SSC / 10th Class	Choose File No file chosen	View
ALL	Passing certificate and Marksheet of HSC / 12th Class	Choose File No file chosen	View
ALL	School Leaving of HSC / 12th Class	Choose File No file chosen	View
ALL	NEET-UG Application Form, Admit Card and Marksheet	Choose File No file chosen	View
ALL	Domicile Certificate of Parents/Guardians issued by competent authority of Dadra and Nagar Haveli and Daman and Diu, as the case may be, if claiming benefit under domicile category.	Choose File No file chosen	View
ALL	Economically Weaker Section (EWS) certificate issued by competent authority after 31st March of Dadra and Nagar Haveli and Daman and Diu, as the case may be, for candidates applying under EWS category.	Choose File No file chosen	View
MBBS	Service certificate of parents from the Head of Office in case of applicants category of Ex-Serviceman / Defence Personnel.	Choose File No file chosen	View
MBBS	Continuously studied Certificate from Class 9th to 12th for all candidates in any of the recognized schools.	Choose File No file chosen	View
BDS (NRI Seat)	Certificate showing OCI issued by competent authority of Central Government of India	Choose File No file chosen	View

☐ **I do hereby declare that the documents uploaded for online counselling are in proper format as per instructions. I understand and agree that in the event of any document / information being found false or incorrect or incomplete or not in proper format, my candidature is liable to be rejected.**

09. Pay Application fee online and take printout.



THANKS

END